

Reuse of Course Numbers, Controlled via String Table

How can reused course numbers be counted in audit?

The history department reuses HIST1234 for two different courses. HIST 1234 is used for History of the World, Part I. HIST 1234 is also used for History of the World, Part II. If the student takes History of the World, Part I more than once, credit should only be awarded once. If the student takes History of the World, Part I, and History of the World, Part II, then both courses should be counted.

Encoding occurs in three places:

- Com Table (Support Tables)
- Repeat Table (Support Tables)
- String Table (Support Tables)

Com Table

CRLIM controls the amount of space in the driver program for string sets. In our example, we have inserted space for 3000 cross-listed/string sets. Com_CRLIM must be greater than 0000 for any String table use.

CRLSTRFLG is necessary once Com_CRLIM is greater than zero. The settings for Com_CRLSTRFLG are:

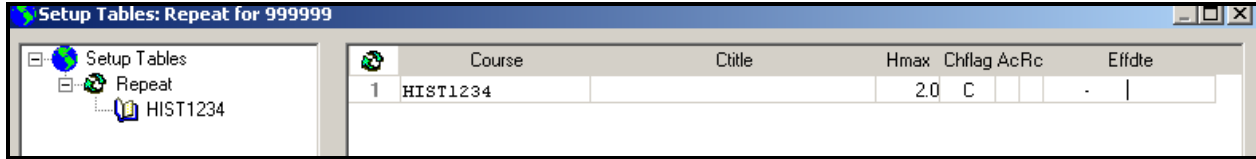
- C = only cross-listed course records to be read
- S = only string courses record to be read
- ANY OTHER VALUES = both type of records assumed to be present.

In our example, we use the value of 'S', which is only checking for String records.

Field	Value
5 CONDTB-RES	idr(+pv<){}&:;![]
6 CONDTB-UST	@*^ABCDEFGHIJKLMNQRSTUvwXYZabcefgghijklmnoqstuvwxyz0123456789
7 CRLIM	3000
8 CRLSTRFLG	s

Repeat Table

Add the reused course to the REPEAT table, with a maximum count of 2.



	Course	Ctitle	Hmax	Chflag	AcRc	Effdte
1	HIST1234		2.0	C		.

String Table: Rules and Control

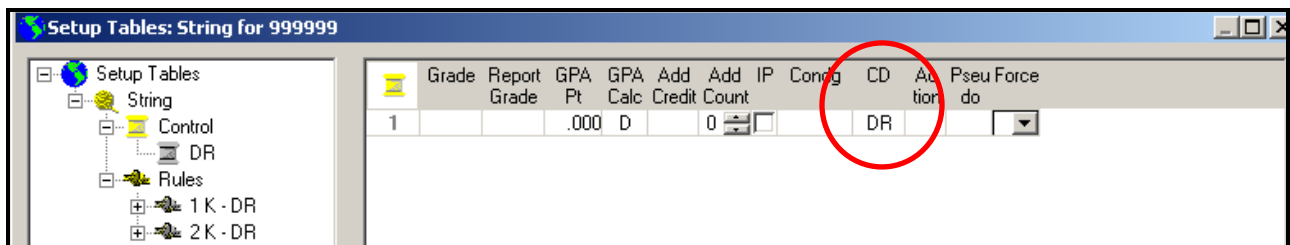
Identify the String Rule Type of K – Limit by ‘String Type Qualifier’ value. The K String will force courses to lose credit and count if they exceed the limits set.

Use of a K String requires a String Control. In the world of the String Table, the String Rule acts as the police officer, and the String Control acts as the judge.

In this example, the String Rule Type of K (police officer) is checking to determine if multiple courses with the same alphanumeric are acceptable. If unacceptable, only one of the courses will retain credit and count. In the example below, the String Control (judge) defines the consequences of exceeding the limits. The String Control is set to GPA Calc < **D** > (not used, count as duplicate), Add Credit is set to < **No Credit Assigned** >, and Add Count is set to < **0** >. The user defined CTLCD Control Code is a unique two-character code.

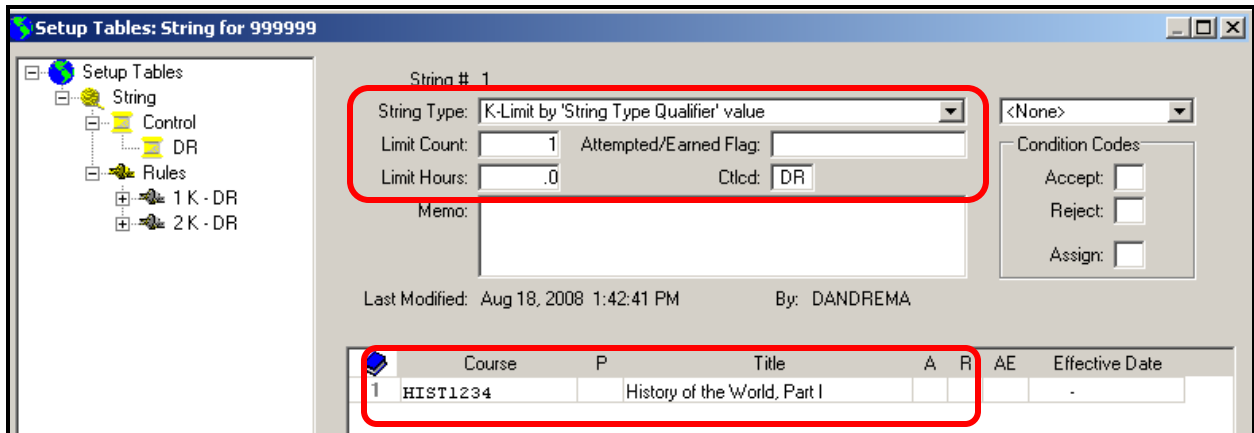
Note: Because the String Table and the Exception Control Rules use the same table, the CTLCD code used on a String must not duplicate any two character codes assigned to the Exception Control Rules.

In our example below, we use the CTLCD of < **DR** > (department reuse).

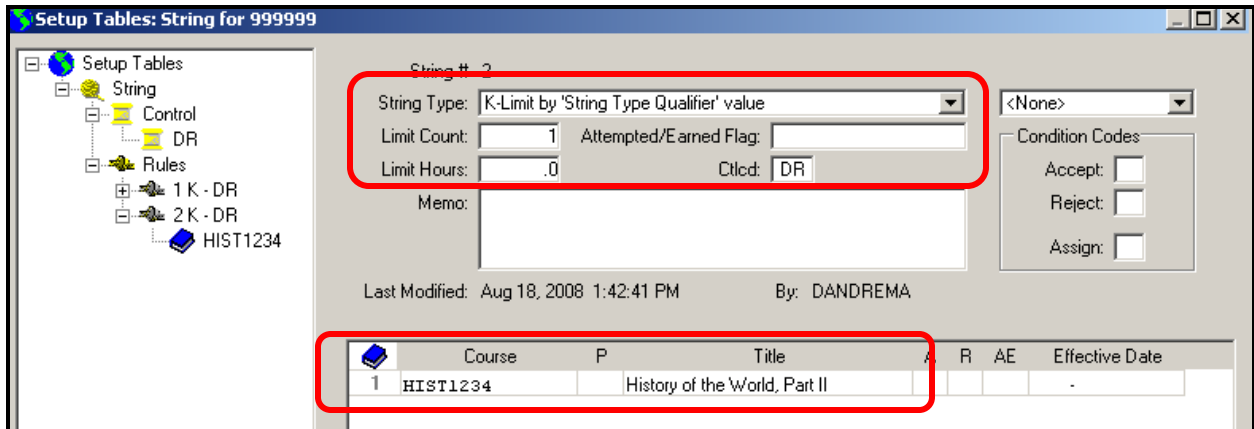


	Grade Report	GPA Pt	GPA Calc	Add Credit	Add Count	IP	Cong	CD	Action	Pseu Force	do
1		.000	D		0			DR			

Create a String Rule for each version of the course. In the example below, the String Type is K, the LIMCT equals 1. The course is HIST1234, and the title is History of the World, Part I.



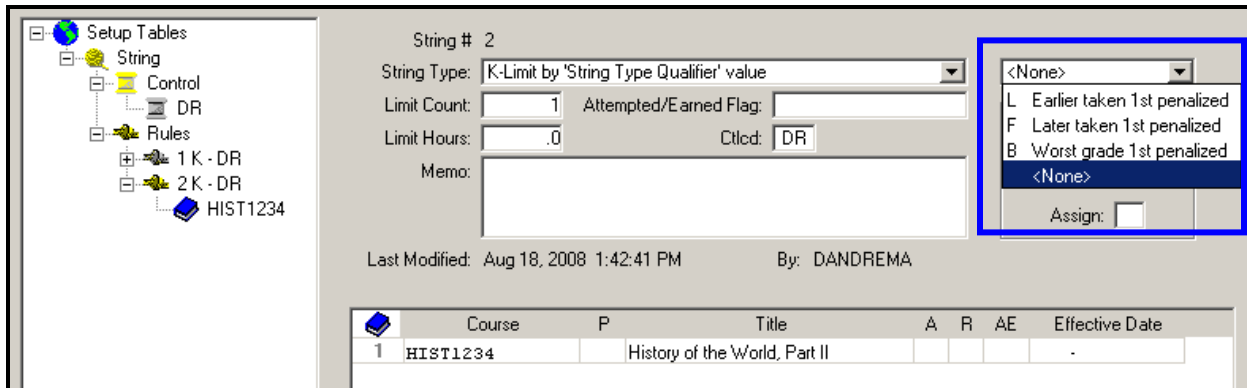
String Rule number 2 is the String Type of K, and the LIMCT equals 1. The course is HIST1234, and the title is History of the World, Part II.



Both rules have a Control Code of < DR > which points to the entry in the String Control, defining the action to be taken for the String violation. Therefore, the student would be able to take HIST 1234 twice, as long as the titles are different. However, if the student took HIST 1234 with the same title more than one time, then action occurs on the course that violates the string rule.

Additional controls can be invoked with the String Type qualifier. As seen in the image below, the K String qualifiers are:

- L = Earlier taken 1st penalized
- F = Later taken 1st penalized
- B = Worst grade 1st penalized.

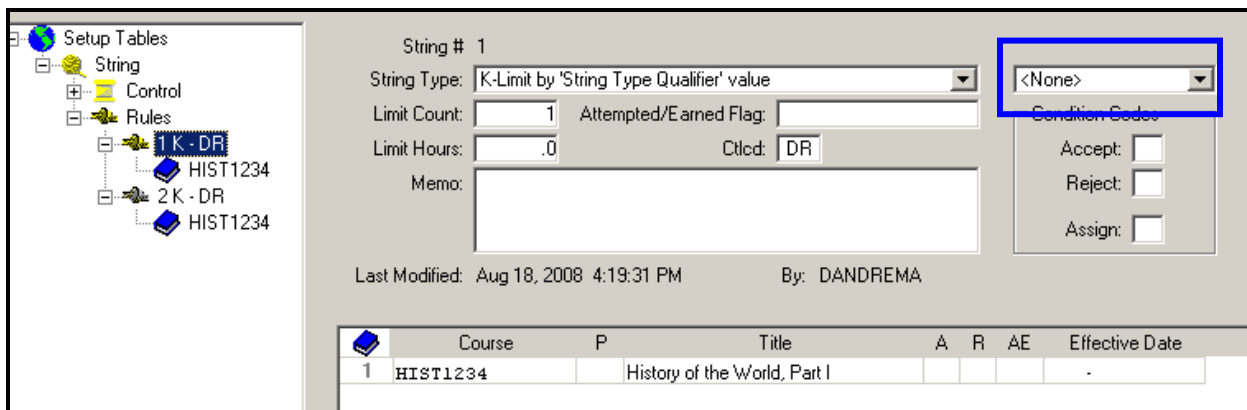


When no qualifiers are selected, then DARS processing starts the reduction with the last entered course and works toward the beginning entry until the credit or count is within the LIMCT/LIMHRS.

Audit Appearance

Example # 1

The student has two occurrences of HIST 1234 History of the World, Part I. With no String Type qualifiers set on the String Rules, only the first occurrence of History of the World receives credit.



In the audit below, the last taken course loses credit and count.

```
List of all courses taken.
EARNED:  3.00 CREDITS                                3.00 GPA

F 07 HIST1234      3.00 B   >R History of the World, Part I
S 08 HIST1234      0.00 A   >R History of the World, Part I
```

Example # 2

The String Qualifier, below, is set to < L Earlier taken 1st penalized >.

String # 1

String Type: K-Limit by 'String Type Qualifier' value

String Qualifier: Earlier taken 1st penalized

Limit Count: 1

Limit Hours: .0

Attempted/Earned Flag: []

Clcd: DR

Memo: []

Last Modified: Aug 19, 2008 11:38:22 AM By: DANDREMA

Course	P	Title	A	R	AE	Effective Date
1 HIST1234		History of the World, Part I				.

In the audit below, the student has two occurrences of HIST 1234 History of the World, Part I. With the String Qualifier set to < L >, the credit and count is taken away from the first taken course.

```
List of all courses taken.
EARNED:  3.00 CREDITS                                4.00 GPA

F 07 HIST1234      0.00 B   >R History of the World, Part I
S 08 HIST1234      3.00 A   >R History of the World, Part I
```

Example # 3

The String Qualifier, below, is set to < **B Worst grade 1st penalized** >.

Course	P	Title	A	R	AE	Effective Date
1 HIST1234		History of the World, Part I				.

In the audit below, the student has two occurrences of HIST 1234 History of the World, Part I. With the String Qualifier of < B >, the credit and count is taken away from the worst grade.

```
List of all courses taken.
EARNED:  3.00 CREDITS                      4.00 GPA

F 07 HIST1234      3.00 A   >R History of the World, Part I
S 08 HIST1234      0.00 C   >R History of the World, Part I
```

Example # 4

In the audit below, the student has taken HIST 1234 History of the World, Part I, and HIST 1234 History of the World, Part II. Since the titles are different, the student can take HIST 1234 twice and receive credit for both.

```
List of all courses taken.
EARNED:  6.00 CREDITS                      2.50 GPA

F 07 HIST1234      3.00 B   >R History of the World, Part I
S 08 HIST1234      3.00 C   >R History of the World, Part II
```

Revised: 2/17/2011